



# 洛陽百潤斯軸承有限公司

## Luoyang BRS Bearing Co., Ltd.

Add: B-1209, Wanguoyinzuo, Anhui Road, Luoyang, China      Email: rigia@brsbearing.com  
Tel: +86-379-64850388      Fax: +86-379-64850788

### RU Series Crossed Roller Bearing - Integrated Inner/Outer ring Type

#### Introduction:

RU Series crossed roller bearings range in size from 70 – 540mm OD. They provide optimal economy and capacity for a given envelope dimension.

#### Design:

RU Series crossed roller bearings have integrated inner/outer ring, which provides high rigidity and running accuracy during rotation, suitable for rotating both inner ring and outer ring. Besides, RU series slewing bearing is with mounting holes for easy installation.

#### Features:

- High rigidity and loading capacity, can take axial & radial loads.
- Stable rotation accuracy and torque.
- Easy handling

#### Applications:

- Robots waist joints,
- Precision Turntable
- Rotation part of Machine tools
- Inspection instrument, Medical equipment
- Communication and radar facilities



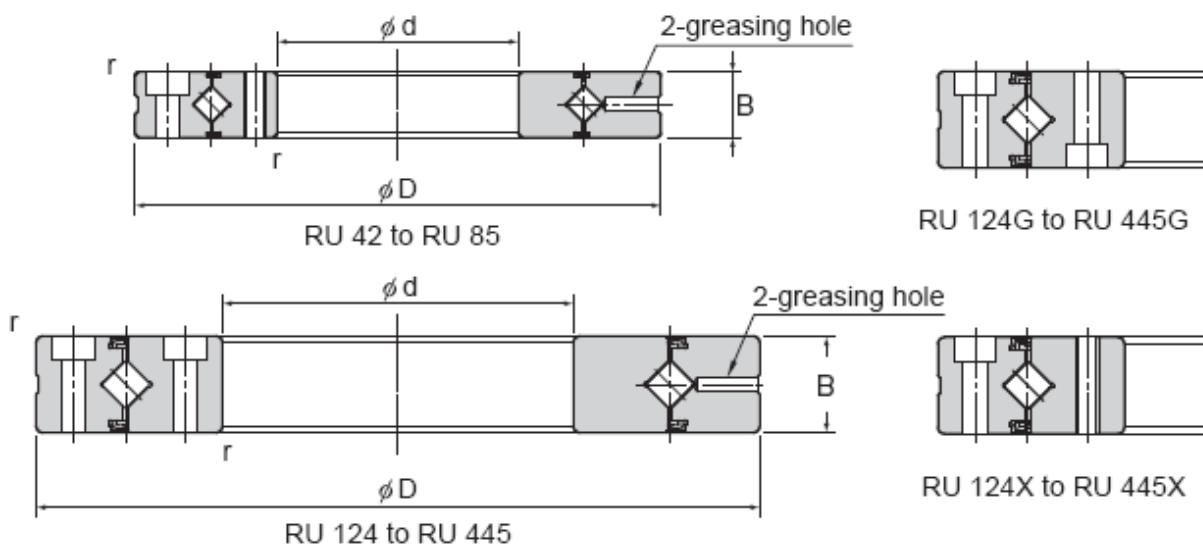


# 洛陽百潤斯軸承有限公司

## Luoyang BRS Bearing Co., Ltd.

Add: B-1209, Wanguoyinzuo, Anhui Road, Luoyang, China  
Tel: +86-379-64850388

Email: rigia@brsbearing.com  
Fax: +86-379-64850788



Model	d	D	B	Roller pitch circle diameter	Greasing hole	Limit speed	Cr	Cor	Mass
				dp					
RU42	20	70	12	41.5	57	0.6	7.35	8.35	0.29
RU66	35	95	15	45	83	0.6	17.5	22.3	0.62
RU85	55	120	15	65	105	0.6	20.3	29.5	1
RU124(G)	80	165	22	97	148	1	33.1	50.9	2.6
RU124X	80	165	22	97	148	1	33.1	50.9	2.6
RU148(G)	90	210	25	112	187	1.5	49.1	76.8	4.9
RU148X	90	210	25	112	187	1.5	49.1	76.8	4.9
RU178(G)	115	240	28	139	217	1.5	80.3	135	6.8
RU178X	115	240	28	139	217	1.5	80.3	135	6.8
RU228(G)	160	295	35	184	270	2	104	173	11.4
RU228X	160	295	35	184	270	2	104	173	11.4
RU297(G)	210	380	40	240	350	2.5	156	281	21.3
RU297X	210	380	40	240	350	2.5	156	281	21.3
RU445(G)	350	540	45	385	505	2.5	222	473	35.4
RU445X	350	540	45	385	505	2.5	222	473	35.4

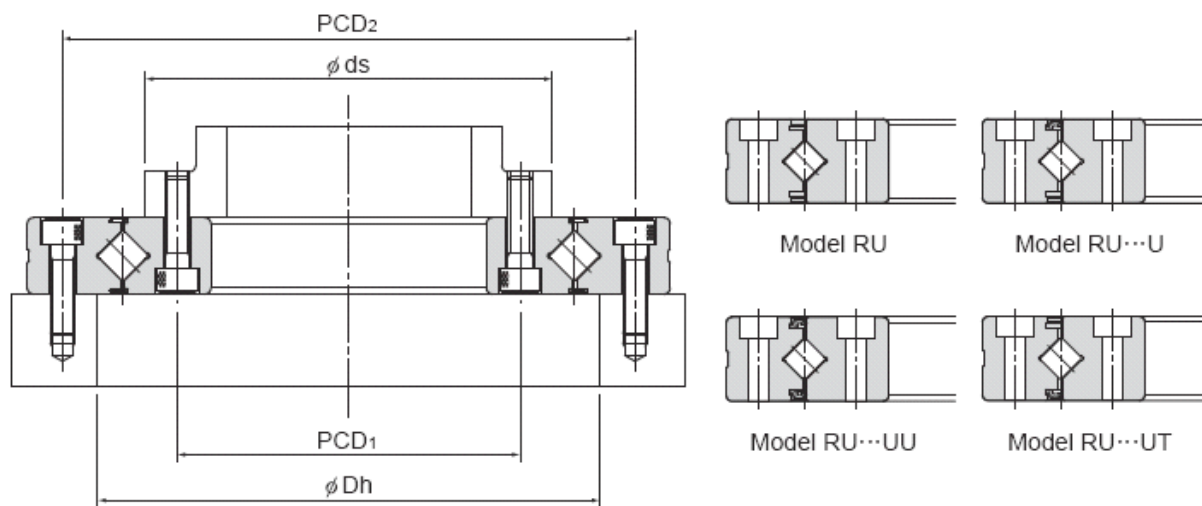


# 洛陽百潤斯軸承有限公司

## Luoyang BRS Bearing Co., Ltd.

Add: B-1209, Wanguoyinzuo, Anhui Road, Luoyang, China  
Tel:+86-379-64850388

Email:rigia@brsbearing.com  
Fax:+86-379-64850788



Model	ds	Dh	PCD1	Mounting hole	PCD2	Mounting hole
RU42	37	47	28	6-M3 through	57	6- $\phi$ 3.4 drilled through, $\phi$ 6.5 counter bore depth 3.3
RU66	59	74	45	8-M4 through	83	8- $\phi$ 4.5 drilled through, $\phi$ 8 counter bore depth 4.4
RU85	79	93	65	8-M5 through	105	8- $\phi$ 5.5 drilled through, $\phi$ 9.5 counter bore depth 5.4
RU124(G)	114	134	97	10- $\phi$ 5.5 drilled through, $\phi$ 9.5 counter bore depth 5.4	148	10- $\phi$ 5.5 drilled through, $\phi$ 9.5 counter bore dept 5.4
RU124X				10-M5 through		
RU148(G)	133	162	112	12- $\phi$ 9 drilled through, $\phi$ 14 counter bore depth 8.6	187	12- $\phi$ 9 drilled through, $\phi$ 14 counter bore depth 8.6
RU148X				12-M8 through		
RU178(G)	161	195	139	12- $\phi$ 9 drilled through, $\phi$ 14 counter bore depth 8.6	217	12- $\phi$ 9 drilled through, $\phi$ 14 counter bore depth 8.6
RU178X				12-M8 through		
RU228(G)	208	246	184	12- $\phi$ 11 drilled through, $\phi$ 17.5 counter bore depth 10.8	270	12- $\phi$ 11 drilled through, $\phi$ 17.5 counter bore depth 10.8
RU228X				12-M10 through		
RU297(G)	272	320	240	16- $\phi$ 14 drilled through, $\phi$ 20 counter bore depth 13	350	16- $\phi$ 14 drilled through, $\phi$ 20 counter bore depth 13
RU297X				16-M12 through		
RU445(G)	417	473	385	24- $\phi$ 14 drilled through, $\phi$ 20 counter bore depth 13	505	24- $\phi$ 14 drilled through, $\phi$ 20 counter bore depth 13
RU445X				24-M12 through		



# 洛陽百潤斯軸承有限公司

## Luoyang BRS Bearing Co., Ltd.

Add: B-1209, Wanguoyinzuo, Anhui Road, Luoyang, China      Email: rigia@brsbearing.com  
Tel: +86-379-64850388      Fax: +86-379-64850788

### \*G-Mounting Hole Orientation symbol

No Symbol : The counterbore holes of the inner and outer rings face the same direction

G : The counterbore holes of the inner and outer rings face opposite direction

### \*X-Inner Ring Hole symbol

No Symbol : Inner ring counterbore hole

X : Inner ring tapped hole (through hole)

### \*Seal symbol

No Symbol : Without seal

UU : Seal attached on both ends

U : Seal attached on either end (counterbore side of the outer ring)

UT : Seal attached on either end (opposite to the counterbore side of the outer ring)

## Lubrication

Bearings have been filled with complex lithium grease before delivery, so they can be immediately put into application under normal working conditions, without extra lubrication during operating. At the initial stage of running, bearings' friction torque will increase temporarily, and will become stable along with running, after grease evenly coated the raceway and rollers.

## Installation Steps

1. Before installation, please clean bearing bracket, shaft, or other components, make sure there is no burrs or rough edge.
2. Place the bearing into the bearing bracket and main shaft, to match the design clearance, keep the bearing horizontal and insert the bearing into the bearing bracket or shaft. If it is hard to install, use a rubber hammer to slightly hit every part of the bearing, so that the bearing can be inserted into the bearing bracket or shaft easily. Pay close attention to the hitting force as the bearing could be damaged if the force is too large. Afterwards, the matching status of bearing and basic face can be examined by checking the noise.

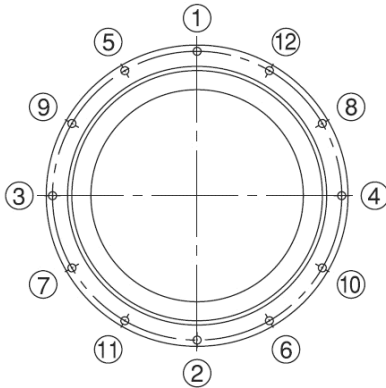


# 洛陽百潤斯軸承有限公司

## Luoyang BRS Bearing Co., Ltd.

Add: B-1209, Wanguoyinzuo, Anhui Road, Luoyang, China      Email: rigia@brsbearing.com  
Tel: +86-379-64850388      Fax: +86-379-64850788

3. Install the mounting disc: Place the mounting disc onto the bearing and align the screw holes. Screw all the bolts in the holes first and follow the order as shown in below diagram when tightening bolts in diagonally opposite sequence. Do not tighten bolts randomly.



### Cautions

- ◆ Bearings have been adjusted to preload and filled with lubricant before delivery, users shall not disassemble or attempt to clean bearings before installation. Please contact our after-sales staff for any problem during installation or application.
- ◆ Normal operating temperature of the bearing is  $-20^{\circ}\text{C} \sim +80^{\circ}\text{C}$ , please contact our technicians if it's over this temperature range.
- ◆ Bearing components material can choose aluminium alloy or cast iron.
- ◆ If you can not find suitable dimensions in the form, please contact our technicians, we can produce customized type.